

3rd Class Weekly Plan

Monday 8th – Friday 12th March

Zoom Call times for this week are as follows:

Ms. Durkan’s class: Wednesday 10th at 11am

Ms. Coleman’s class: Thursday 11th at 10am

Ms. Sheehan’s class: Thursday 11th at 11am

*See notes below for page numbers for Mental Maths, Spellbound and Read at Home

Monday	Tuesday	Wednesday	Thursday	Friday
<p>English:</p> <ul style="list-style-type: none"> ● Read at Home ● Spellbound (A+B) ● Word Wise page 68-69 Comprehension How to Recognise a Witch ● Complete part A Qs 1-6 <p>Maths:</p> <ul style="list-style-type: none"> ● Mental Maths (Mon) ● Learn x9 tables ● Probability and Chance (video on Seesaw) ● Busy at Maths pg 87 	<p>English:</p> <ul style="list-style-type: none"> ● Read at Home ● Spellbound (C+D) ● Word Wise page 68-69 ● Part A Q10 - Write a paragraph about what will happen next. <p>Maths:</p> <ul style="list-style-type: none"> ● Mental Maths (Tue) ● Learn x9 tables ● Probability and Chance (video on Seesaw) 	<p>English:</p> <ul style="list-style-type: none"> ● Read at Home ● Spellbound (E+F) ● Word Wise page 70 Plurals (Seesaw) <p>Maths:</p> <ul style="list-style-type: none"> ● Mental Maths (Wed) ● Learn x9 tables ● Busy at Maths pg 90 (video on Seesaw) ● Record your own ‘What are the chances?’ activity (see example on Seesaw) 	<p>English:</p> <ul style="list-style-type: none"> ● Read at Home ● Spellbound (G+H) ● Poem - The Sound Collector. ● Create your own paragraph of sounds (Seesaw) <p>Maths:</p> <ul style="list-style-type: none"> ● Mental Maths (Thu) ● Learn x9 tables ● Possible, impossible, certain - sorting activity + 	<p>English:</p> <p>Complete the next page in your handwriting book.</p> <p>Maths:</p> <ul style="list-style-type: none"> ● Mental Maths – Fri review ● Chance Problem Solving Worksheet ● Play Hit the Button to test your x9 tables! <p>https://www.topmarks.co.uk/maths-games/hit-the-button</p>

<ul style="list-style-type: none"> Play this game https://data.cifallon.ie/resources/20684/BAM3_Tutorial_048/lessons/BAM3_Tutorial_048/index.html <p>Gaeilge:</p> <ul style="list-style-type: none"> Na mothúchain Activity on Seesaw <p>S.E.S.E. Viking Gods and Goddesses- Video and activity on Seesaw</p> <p>S.P.H.E. Daily check in</p>	<ul style="list-style-type: none"> Busy at Maths pg 88 +89 <p>Gaeilge:</p> <ul style="list-style-type: none"> Na Mothúchain Abair Liom page 100 Part C (1-6) <p>Music: Body Percussion and Singing Challenge (Seesaw)</p> <p>S.P.H.E. Daily check in</p>	<p>Gaeilge:</p> <ul style="list-style-type: none"> Dán - Siopadoireacht le Mam Listen and read aloud <p>S.E.S.E.</p> <ul style="list-style-type: none"> Unlocking S.E.S.E read pg 88-90 Write the definitions of the key words from this chapter (Seesaw) <p>S.P.H.E. Daily check in</p>	<ul style="list-style-type: none"> Coin Toss activity (see instructions for both on Seesaw) <p>Gaeilge:</p> <ul style="list-style-type: none"> Focal nua Activity on Seesaw Abair Liom page 100 Part D. <p>Religion: The Story of St. Patrick (video on Seesaw)</p> <p>P.E:10@10 Episode 7 https://rtejr.rte.ie/wp-content/blogs.dir/22/files/2018/01/10at10-Episode-7-English.mp4</p> <p>S.P.H.E. Daily check in</p>	<p>Gaeilge:</p> <ul style="list-style-type: none"> Kahoot quiz (Seesaw) <p>Art: Shamrock Man/Woman (see Seesaw for instructions)</p> <p>S.P.H.E. Daily check in</p>
---	--	---	--	---

	Ms. Sheehan's Class	Ms. Durkan's Class	Ms. Coleman's Class
Mental Maths	Week 23 pg68-70	Week 16 pg47-49	Week 22 pg65-67
Spellbound	Unit 21 pg 44-45	Unit 20 pg 42-43	Unit 20 pg 42-43
Read at Home	Week 22 pg 81-84	Week 22 pg 81-84	Week 22 pg 81-84

Maths websites: <https://nrich.maths.org/9084>

<https://www.mathplayground.com/>

<https://ie.ixl.com/math/class-3>

P.E with Joe <https://www.youtube.com/channel/UCAxW1XT0iEJo0TYIRfn6rYQ>

Coin Toss Activity - Thursday 11th March

Chance











1. Throw a coin 10 times.
2. Record your results on the circles below.
3. If the coin lands on heads write H.
4. If the coin lands on tails write T.




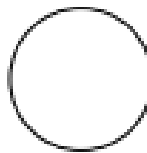

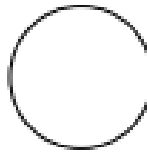

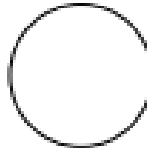




Child A

Child B

Throws

1. 	2. 
3. 	4. 
5. 	6. 
7. 	8. 
9. 	10. 

1. 	2. 
3. 	4. 
5. 	6. 
7. 	8. 
9. 	10. 

How many?

I threw heads _____ times.

I threw tails _____ times.

How many?

I threw heads _____ times.

I threw tails _____ times.

Chance Problem Solving

Colour in the marbles to make the sentences true.



1. You might choose a red marble.



2. You won't choose a blue marble.



3. You might choose a yellow marble.



4. You have an even chance of choosing a green marble and a red.



5. You will choose a blue marble.



6. You won't choose a green marble.